

Name: \_\_\_\_\_

**Instructions:** Count then colour the fifteen maps **green**.


Tip: Number 15 comes after 14 and before 16.



15 fifteen

Name: \_\_\_\_\_

**Instruction:** Shade in the bubbles under fifteen flags only.

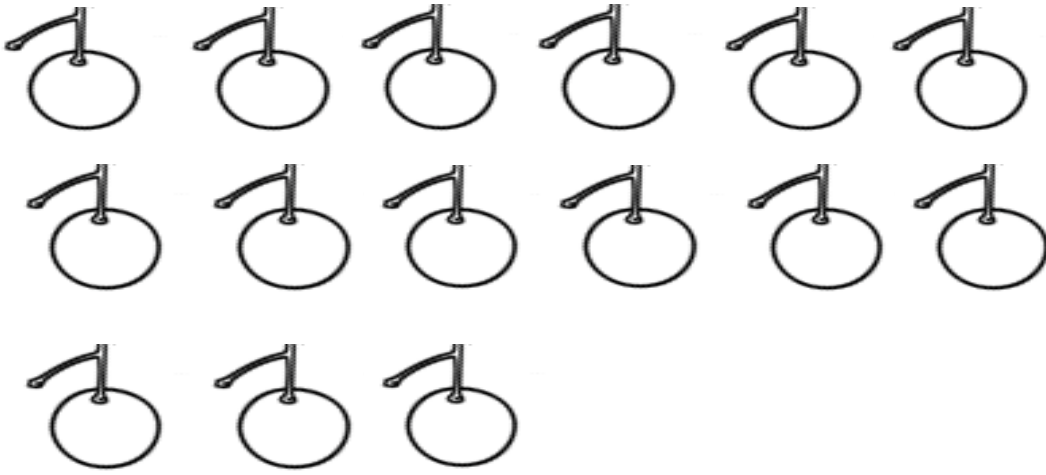



**Instruction:** Paste chips of papers or sand within the outline of numeral 15.




Name: \_\_\_\_\_

**Instruction:** Complete the activity in each box.


Count then colour the grapes.	
	
15	Trace the number name.
	
Draw fifteen objects.	
Fill in the missing number	
8 9 10 11 12 13 14 _____	

Name: \_\_\_\_\_


**Instruction:** Count each item and circle the correct numeral.




13      14      15      16



9      10      11      15



15      14      13      12




14      15      16      17

Name: \_\_\_\_\_

**Instruction:** Colour all the boxes with numeral 15 blue. What did you notice?

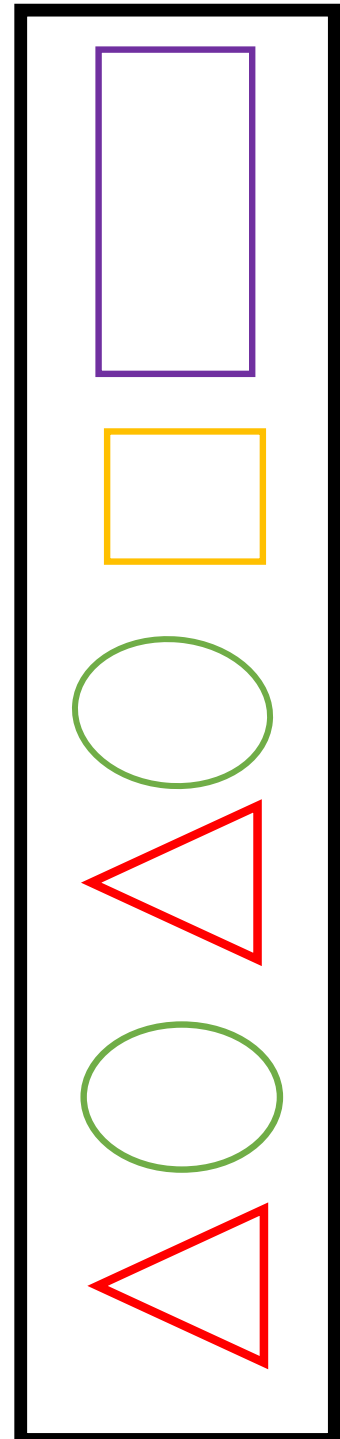
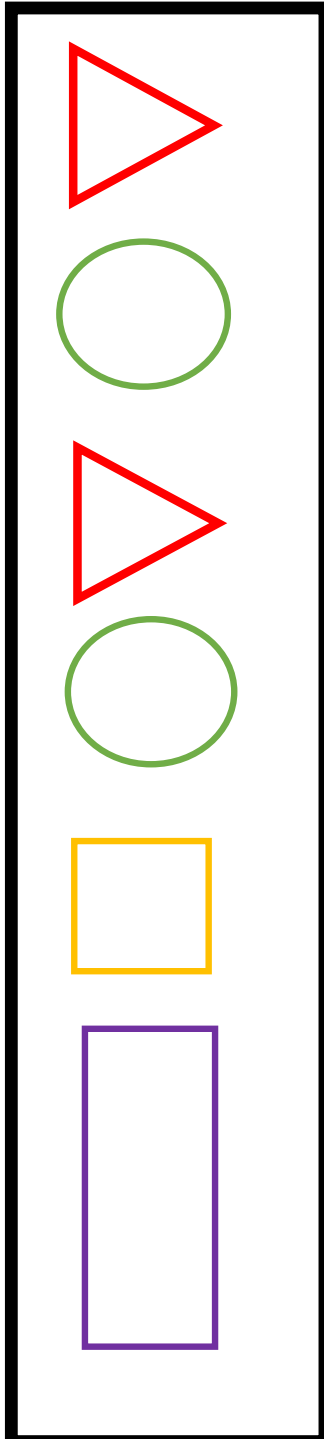
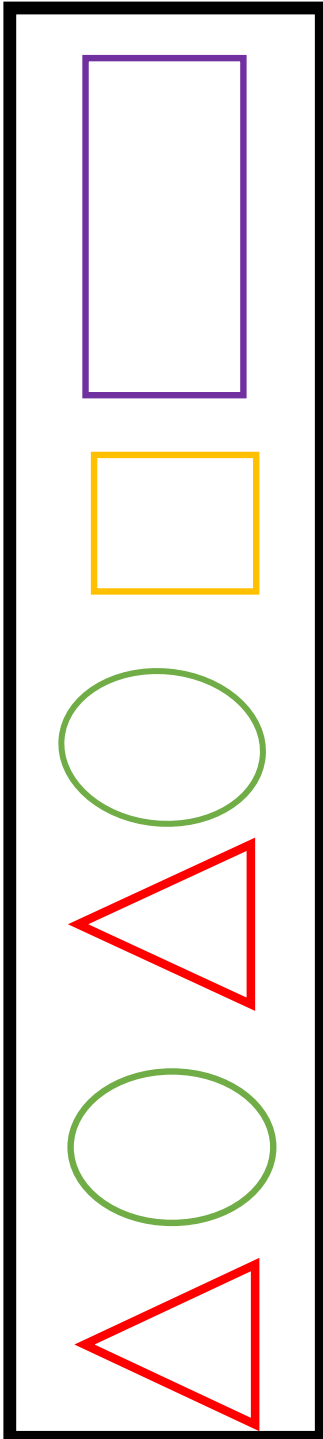


		15	15	15	15	13
14	25	7	11	22	15	3
8	0	20	4	10	15	15
15	15	15	15	19	2	15
15	10	5	15	16	9	15
15	17	12	15	15	15	15
15	15	19	14	1	6	18
5	15	15	15	15		



Name: \_\_\_\_\_

**Instruction:** Cut and paste the strips to make a headband. Colour then cut out the Coat-of-Arms and add it to the front of the headband to make a Mashramani headdress.



Y 2 W 8 DAY 5

Name: \_\_\_\_\_

