


Name: \_\_\_\_\_

**Instructions:** Count and colour the carrots.

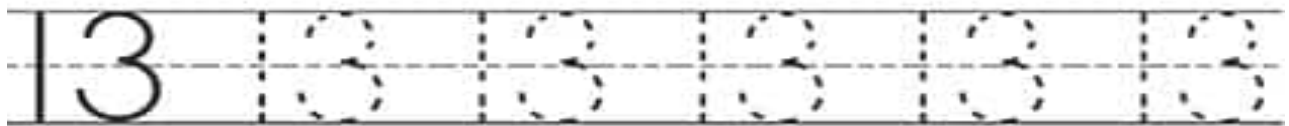
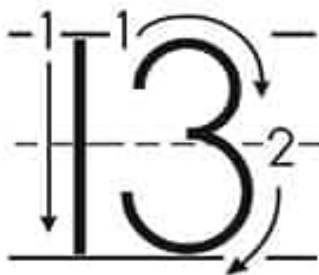

Tip: Number 13 comes after 12 but before 14.



How many carrots did you count? \_\_\_\_\_


Name: \_\_\_\_\_

**Instructions:** Circle thirteen hibiscus flowers only. Trace then write the numeral name 13.




Name: \_\_\_\_\_

**Instruction:** Paste chips of papers within the outline of numeral 13.



Name: \_\_\_\_\_

**Instructions:** Circle thirteen trees. Trace and write the numeral 13 and the number name.



13 thirteen

13 thirteen





13 thirteen

13 thirteen

13 thirteen

Name: \_\_\_\_\_

**Instructions:** Count the vegetables and circle the correct number name.

 <p>eleven    nine    thirteen</p>	 <p>thirteen    four    eleven</p>
 <p>eight    thirteen    seven</p>	 <p>six    five    thirteen</p>

Name: \_\_\_\_\_

**Instructions:** Draw thirteen **fruits** in the **first** bowl and thirteen **vegetables** in the **second** bowl.

