


Name: _____

Instructions: Count the jaguars. Colour 12 jaguars only.

Tip: Twelve comes after 11 and before 13.



12 twelve

Name: _____

Instructions: Say the name of the numeral. Colour the numeral. Put an X on twelve jars of jam.

12



Instruction: Trace numeral 12.

12 12 12 12 12

12 12 12 12 12

12 12 12 12 12

Name: _____

Instruction: Trace the numeral.

12 12 12 12 12

Instruction: Colour all the boxes with the numeral 12.

12	10	11	2
5	12	8	12
12	6	12	2
13	7	12	12

Name: _____

Instruction: Spell, trace then write the numeral and number name.

12 twelve

12 twelve

12 twelve

12 twelve


12 twelve

Name: _____

Instructions: Colour numeral 12. Spell the numeral name.

12 twelve

Instruction: Circle twelve jellyfish.



Name: _____


Instruction: Complete the number patterns below.

10, 11, _____

_____, 13, 14

11, _____, 13

Instruction: Draw jamoons to complete the set. Trace the numeral 12.

A large rectangular box with a black border. Inside, there are 11 dark purple jamoons with green stems, arranged in a pattern that suggests a set of 12. The jamoons are arranged in two rows: the top row has 6 jamoons and the bottom row has 5 jamoons. To the right of the jamoons, there is a smaller square box containing a dotted numeral '12' for tracing.