

Name: _____

Tips: We can place objects and people in order by using ordinals. Ordinals are order words such as first, second, third, fourth, fifth.

1st first


3rd third

2nd second

4th fourth


5th fifth

Instructions: Look at the frogs race to the pond. Talk about the order in which they appear.



Name: _____

Instructions: Look at the race below. Circle the animal in second position.
Colour the animals.



Name: _____

Instruction: Match the ordinal names to the ordinal numbers.

1st

second

2nd

first

3rd

fourth

4th

fifth

5th


third







Instructions: Put an **X** on the child who got 1st and circle the child who got 3rd.



Name: _____

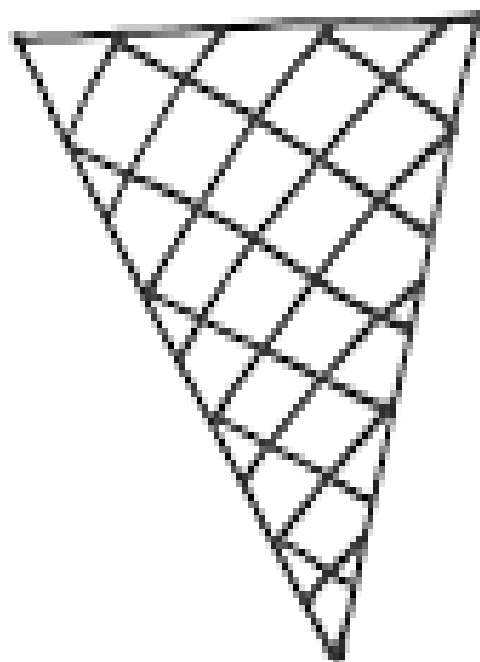
Instructions: Cut out the pictures and paste them in order to show 1st, 2nd, 3rd, 4th and 5th.

Getting Ready for School	 <p>Wake up.</p>	 <p>Get dressed.</p>
		

 <p>Eat breakfast.</p>	 <p>Brush your teeth.</p>	 <p>Get your backpack.</p>
		


Name: _____

Instructions: Cut out the scoops of ice cream and the cone cup. Colour the first scoop pink, the second scoop green and the third scoop orange. Paste the scoops to make an ice-cream cone.



Name: _____

Instructions: Say the position of the animals starting with the cat as 1st. **Complete the activity.**



1. The third animal is the _____.
2. What place is the frog in? _____.
3. Colour the fifth animal grey.
4. Colour the first animal yellow.
5. Circle the second animal.