

# MINISTRY OF EDUCATION

NURSERY EDUCATION SECTOR

CHRISTMAS TERM – 2021

## YEAR 1

# NUMERACY WORKSHEET

WEEK 3

**Topic of the Week:**

MY ADDRESS

**Content: Circle**


**Tips:**

- ✓ Help your child to say where he/she lives.
- ✓ Help your child to describe the house he/she lives in.
- ✓ Help your child to name the landmarks (important buildings, places, structures, trees, rocks etc.) that can help a person to find his/her home.
- ✓ Help your child to understand that a circle is round and has no end and no sides.



Name: \_\_\_\_\_


Instructions: Count the circles. Trace the dotted lines to complete the circles. Colour the circles.




**I can see 4 / 5 circles.**

Name: \_\_\_\_\_


Colour the circle



Trace the circle




Connect the dots to make a circle



Draw a circle

Name: \_\_\_\_\_


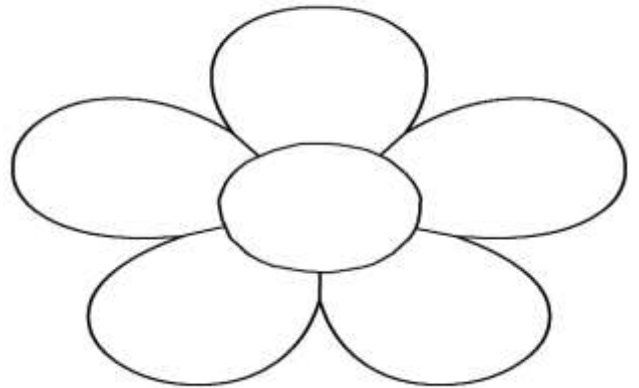

Instructions: Colour the circle red. Trace the word **circle**.



circle

Name: \_\_\_\_\_

**Instructions:** Colour all the circles you see in each picture.



Name: \_\_\_\_\_

**Instructions:** Will the circles take the frog to the pond? Colour all the circles to see.

