












Name:

Instructions: Count then colour the goats and say the number. Colour within the outline of the numeral 9.

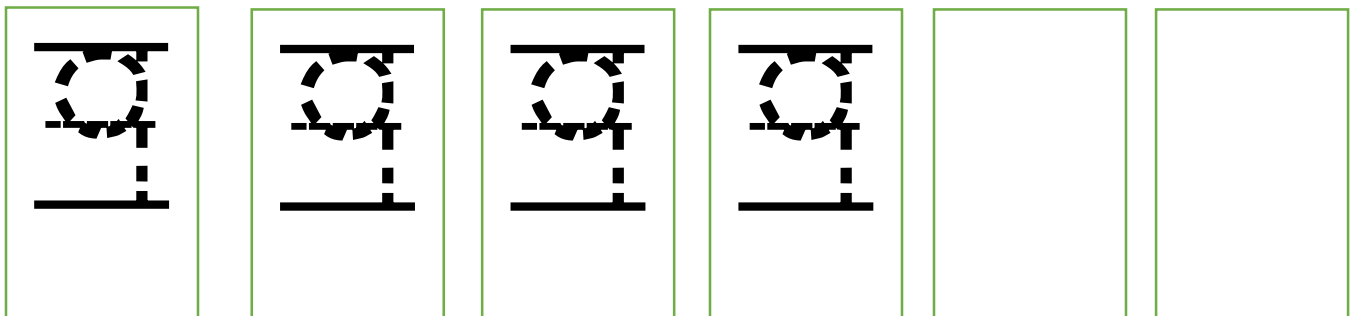
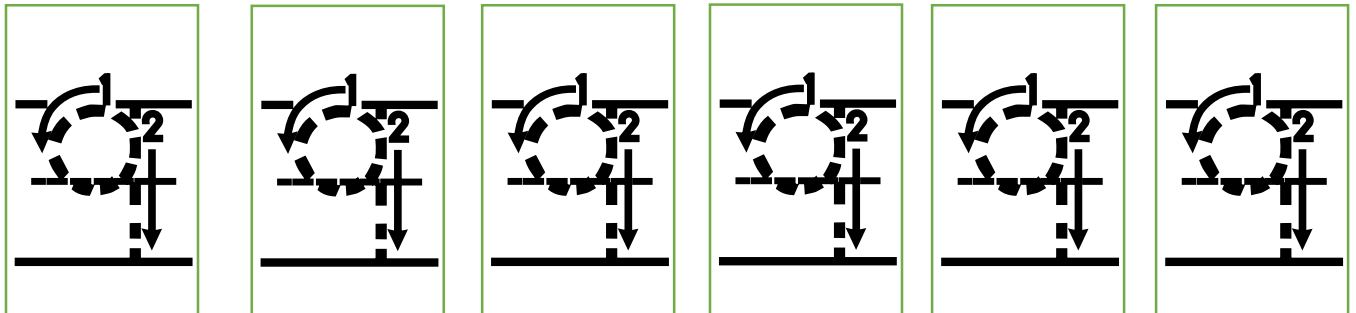


Name:

Instruction: Count the children.

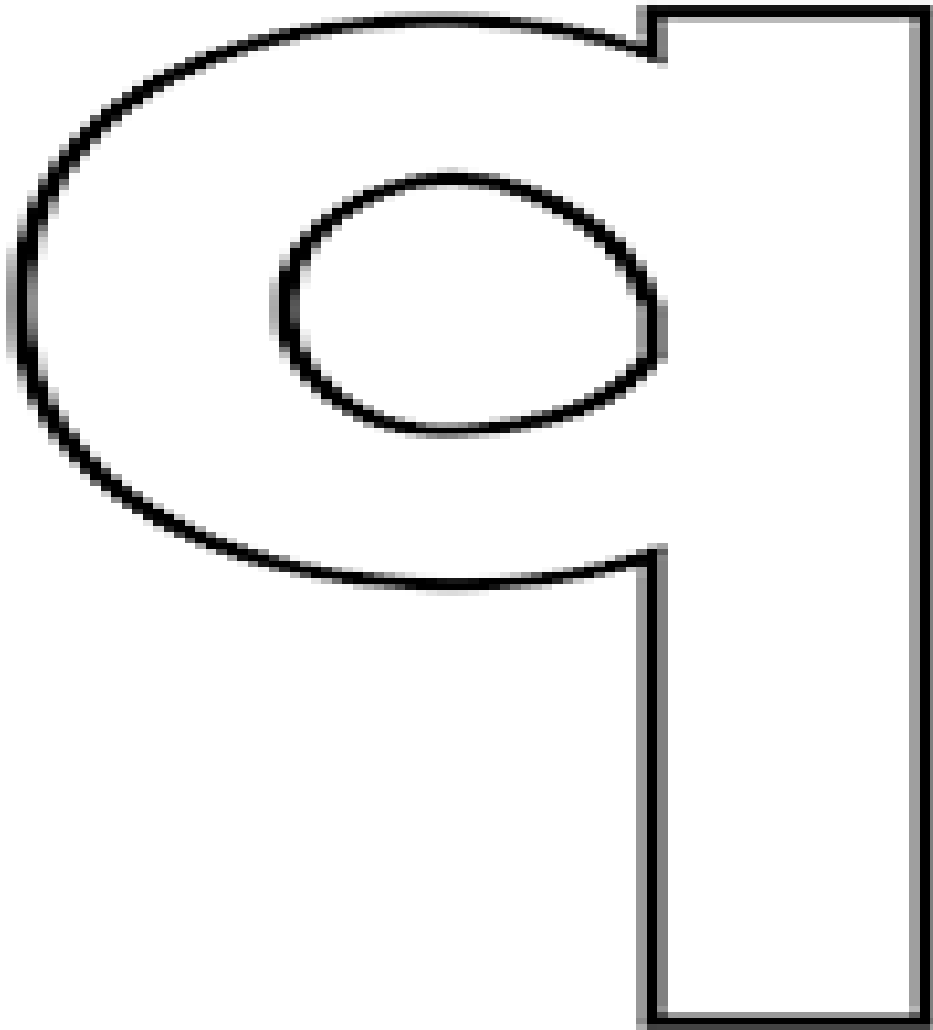


Instructions: Follow the arrows to trace the numeral 9. Write the numeral 9.



Name:

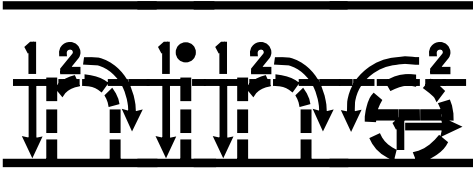
Instructions: Paste chips of paper or sand within the outline of the numeral 9.
Spell then say the number name.



nine

Name:

Instructions: Draw nine objects in the box below. Follow the arrows to trace the numeral name.



The tracing guide shows the numeral '9' on a set of three horizontal lines. The first stroke (1) is a vertical line from the top line to the bottom line. The second stroke (2) is a curved line starting from the top of the first stroke, curving to the right and then down to the bottom line. This sequence is repeated three times. The final '9' is shown with a small circle at the top of the first stroke and a horizontal line at the top of the second stroke, indicating the final shape.

Name:

Instruction: Spell the number name for the numeral 9.

nine nine nine

Instruction: Draw a circle around all the number name 'nine'.

nine six nine

seven nine

two nine five

nine one

