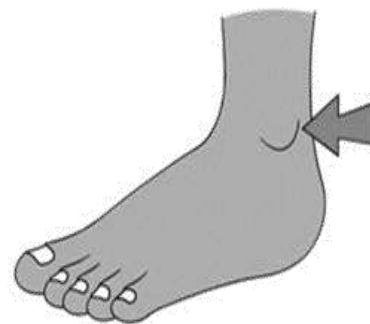



Name: _____

Instructions: Say the name of each picture and listen for the /h/ sound. Shade the bubble under the pictures that **begin** with the /h/ sound.

Tips: Letter Hh is a consonant.



Words: horse, ram, hen, hip, hand, ankle, barn, hut, hammock

Name: _____

Instructions: Say the names for the pictures and listen for the /h/ sound. Finger trace the letter Hh.

Hh



hand

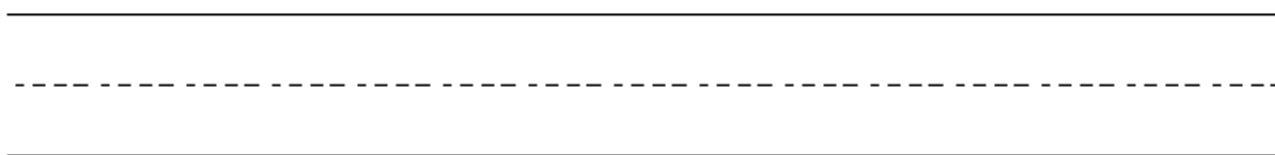

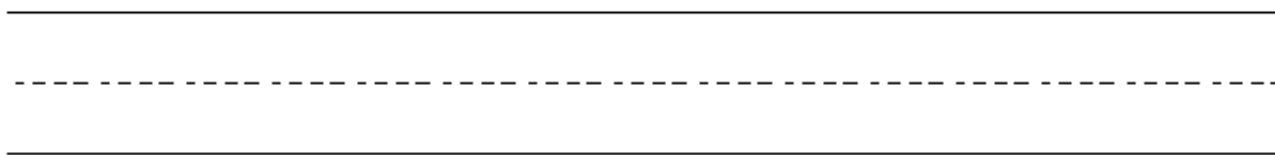
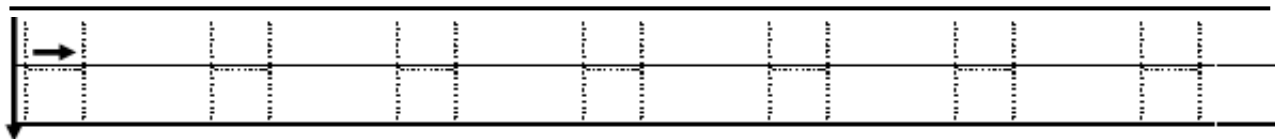


hen



hop

Instructions: Follow the arrows to trace letter Hh. Write letter Hh.



Name: _____

Instructions: Read the sentences then match each sentence to the correct picture.

This is a hen.



This is a hammock.



This is a hut.



This is a horse.



This is Hal's hip.



This is a hat.



Name: _____

Instruction: Read and follow the instruction(s) for each activity.

Sound the consonant and the vowel to a blend.


h	ě	hě
h	ĩ	hĩ
h	ǎ	hǎ
h	ũ	hũ
h	õ	hõ

Read the blends and words across the frame.

hě	as in	hěm
hĩ	as in	hĩp
hǎ	as in	hǎt
hũ	as in	hũb
hõ	as in	hõg

Tip: Short Vowel Rule A blend is a vowel and a consonant sounded together. We mark the vowel with a smile.


Instructions: Look at the pictures. Write the beginning blend for the name of each picture.











Name: _____

Instructions: Read the story then answer the questions. Mark the short vowels.

Hal's Hat

This is Hal.



Hal is a happy boy.

Hal has ten hats.



Hal puts his hats on the bed.

Hal likes his blue hat best.

Name: _____

1. What is the name of the boy?

The name of the boy is _____.

2. How does the boy feel?

The boy is _____.

3. How many hats does the boy have?

The boy has _____ hats.

4. Where does the boy put his hats? _____

The boy puts his hats on the _____.

Name: _____

Instructions: Cut and paste to make a letter **h** horse.

