

Name: _____

Instruction 1: Letter **v** says /v/ as in **van**. Colour the vegetables.



Instruction 2: Circle the pictures whose name begins with the /v/ sound.



Words are vase, egg,
van, vest, and vine




Name: _____

Instruction 1: Finger trace the letter Vv. Read the words.



vest

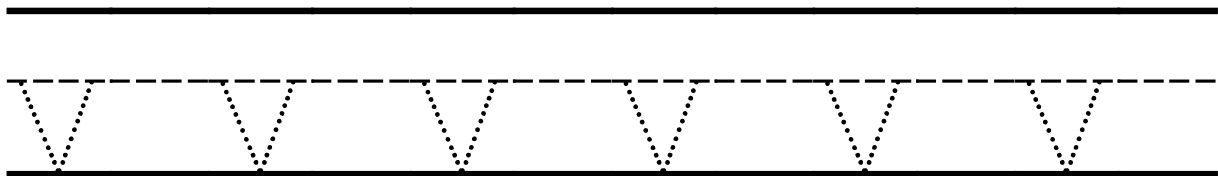
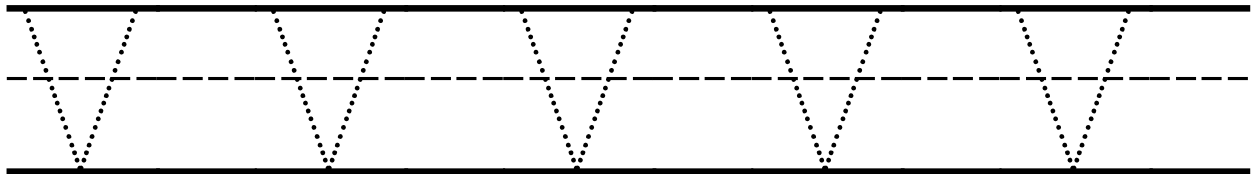


van



vine


Instruction 2: Trace then write letter V.



Name: _____

Instruction 1: Read the blends and the final consonant sound then say the words.
Colour the picture.


va	n	says	van
ve	t	says	vet
vi	m	says	vin
vo	n	says	von
vu	g	says	vug



Instruction 2: Circle the blend that makes the beginning sound in the name for the picture.



ve va



vo va



vi ve

Words are vest volcano
and vegetables



Name: _____

Instruction 1: Circle the letter that completes the name for the picture.



ve _ p
t

va _ w
n

Vi _ c
t

Instruction 2: Read the sentence. Colour the picture.



Val is a vet.

Year 2 Week 5 Day 4



Name: _____

Instruction 1: Read the story.

**Vick is a vet.
Vick has a pet.
Her name is Val.
Val likes to play with Vick.
Vick takes good care of Val.**



Instruction 2: Answer the questions. Shade the next to the correct answer.

1. What is the name of Vick's pet?

Pal Val Cal

2. Who likes to play with Vick?

Pal Val Cal

3. Choose the best name for the story.

The Vet A boy A cat